

GENERAL FEATURES

- Environmentally friendly
- Thick plate with high Tin low Calcium alloy
- High Reliability and Good Quality
- Deep Discharge Recovery
- High Power Density
- Long Service Life, in Float or Cyclic

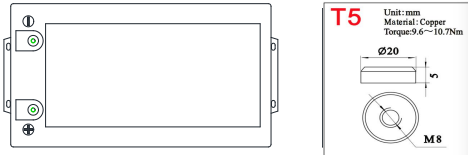
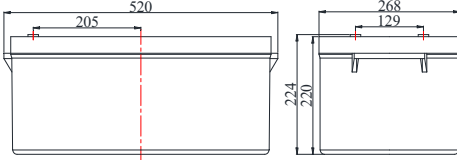
APPLICATIONS

- Solar & Wind energy system
- Cable TV Systems
- Telecom systems
- Wheel chair & Golf Car
- Marine Equipment
- Railway Systems
- Emergency Power System



DIMENSIONS & WEIGHT

Length(mm)	520±1
Width(mm)	268±1
Height(mm)	220±1
Total Height(mm)	224±1
Weight(kg)	77.0±3%



COMPLIED STANDARDS

IEC 60896-21/22	JIS C8704
YD/T799	BS6290 part4
GB/T 19638	UL 1989

TECHNICAL SPECIFICATIONS



Nominal Voltage		12V(6 cells per unit)
Design Floating Life @25°C		12 Years
Nominal Capacity @25°C(20 hour rate@13.00A,10.50V)		260Ah
Capacity @25°C	10 hour rate (23.66A,10.8V)	236.6Ah
	5 hour rate (41.30A,10.5V)	206.5Ah
	1 hour rate (144.6A,9.6V)	144.6Ah
Internal Resistance	Full Charged Battery@25°C	≤2.8mΩ
Ambient Temperature	Discharge	-20°C~50°C
	Charge	-20°C~50°C
	Storage	-20°C~50°C
Max.Discharge Current@25°C		2600A(5s)
Capacity affected by Temperature (10 hr Capacity)	40°C	102%
	25°C	100%
	0°C	85%
	-15°C	65%
Self-Discharge@25°C per Month		3%
Charge (Constant Voltage) @25°C	Standby Use	Initial Charging Current Less than 43.2A Voltage 13.6-13.8V
	Cycle Use	Initial Charging Current Less than 43.2A Voltage 14.4-14.9V

BATTERY DISCHARGE TABEL

Discharge Constant Current per Cell (Amperes at 25°C)

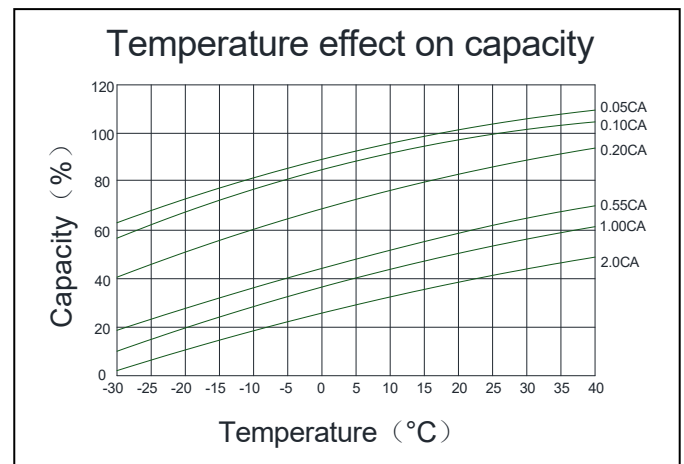
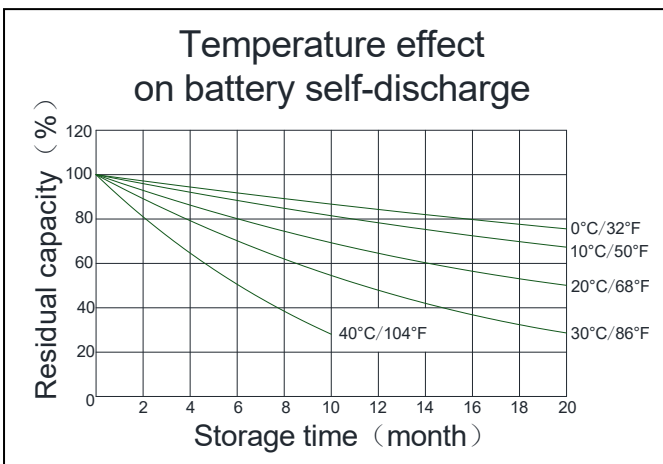
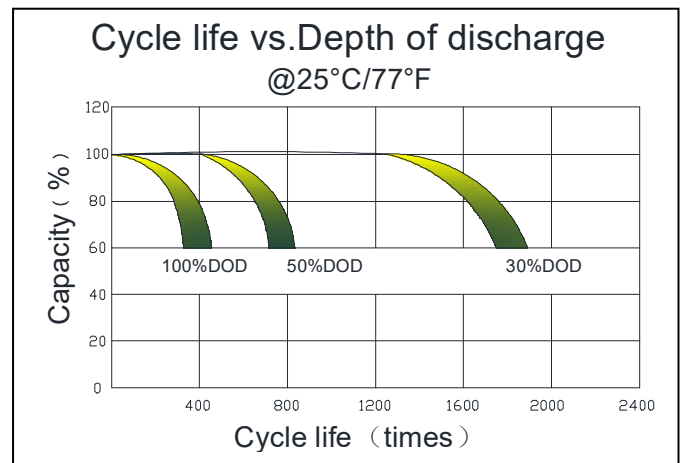
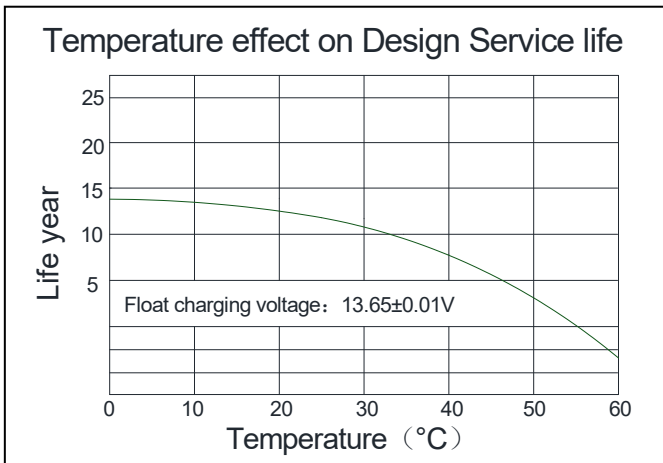
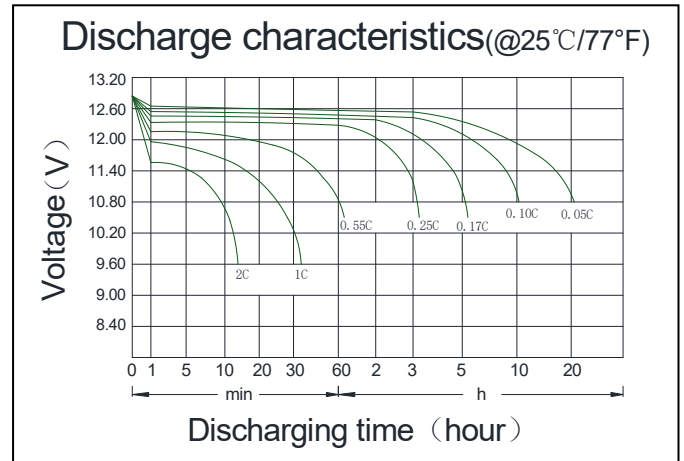
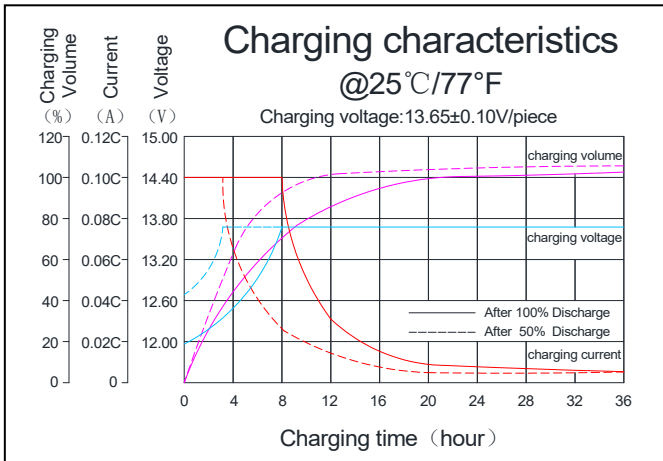
F.V/Time	15min	30min	45min	1h	2h	3h	5h	8h	10h	20h	100h
1.60V	334.6	213.7	157.0	144.6	91.8	64.5	43.7	28.9	25.74	13.78	3.12
1.67V	328.6	209.8	154.2	141.7	90.0	63.2	42.9	28.3	25.22	13.52	3.07
1.70V	322.4	205.9	151.3	139.1	88.4	62.1	42.1	27.8	24.70	13.26	2.99
1.75V	316.4	202.0	148.5	136.5	86.6	60.8	41.3	27.3	24.44	13.00	2.94
1.80V	304.2	194.2	142.7	131.3	83.2	58.5	39.8	26.3	23.66	12.87	2.89

Discharge Constant Power per Cell (Watts at 25°C)

F.V/Time	15min	30min	45min	1h	2h	3h	5h	8h	10h	20h	100h
1.60V	644.0	411.3	302.4	277.4	176.3	123.8	84.2	55.4	49.7	26.9	6.01
1.67V	632.3	403.8	296.7	272.5	173.2	121.7	82.7	54.6	48.6	26.3	5.88
1.70V	620.6	396.2	291.2	267.3	170.0	119.3	81.1	53.6	47.8	26.1	5.77
1.75V	608.9	388.7	285.7	262.3	166.7	117.0	79.6	52.5	46.8	25.7	5.67
1.80V	585.5	373.9	274.8	252.2	160.4	112.6	76.7	50.4	45.0	25.0	5.56

Note The above data are average values, and can be obtained within 3 charge/discharge cycles. These are not minimum values. Cell and battery designs/specifications are subject to modification without notice. Contact **TIGER CENTURY** for the latest information.

PERFORMANCE CHARACTERISTICS



BATTERY CONSTRUCTION

Component	Positive plate	Negative plate	Container & Cover	Safety valve	Terminal	Separator	Electrolyte	Pillar seal
Features	Thick high Sn low Ca grid with special paste	Balanced Pb-Ca grid for improved recombination efficiency	ABS (UL94-V0 optional)	Flame Si-Rubber and aging resister	Female Copper Insert M8 (torque: 7~9N.m)	Advanced AGM separator for high pressure cell design	Dilute high purity sulphuric acid	Two layers epoxy resin seal