



PV2000 PK Series Low Frequency Off Grid Solar Inverter

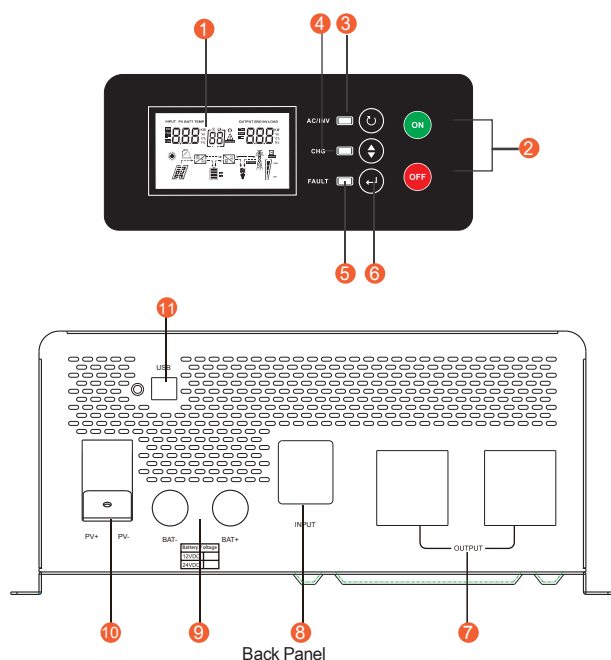
Feature:

- Rated power 700W~1200W
- Pure sine wave output
- Built-in 50A PWM solar charge controller
- Smart LCD setting (frequency , charge voltage, charge current, etc).
- 3 steps charging algorithm
- Built in AVR function
- Overload and short-circuit protection
- Deep discharge protection
- Cold start function
- Support USB, RS232 (optional) monitoring function with free CD

Introduction:

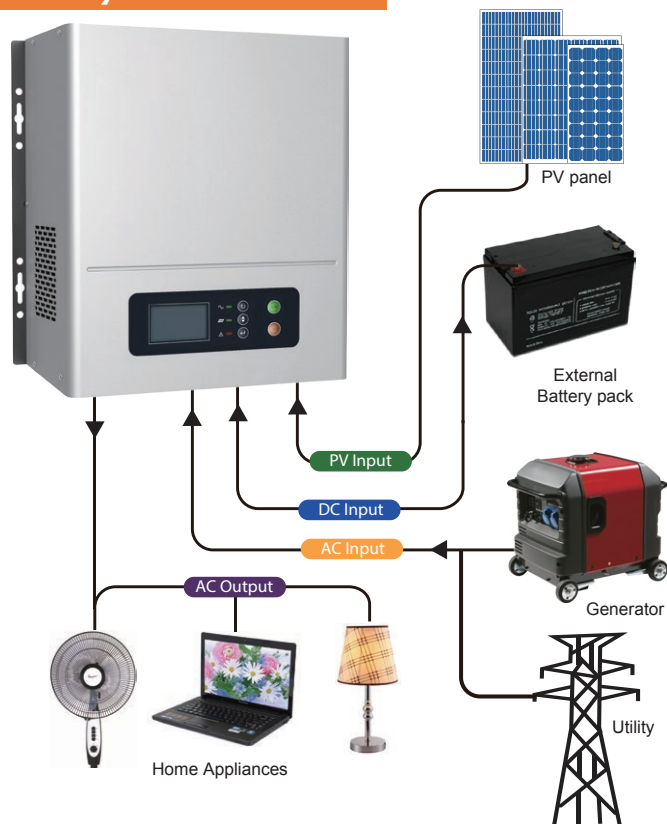
Built-in high efficiency solar controller. AC input voltage range for 140VAC-280VAC with regulated output (AVR) features, PV, AC function, A tracking feature such as power frequency. The output frequency can be set using the keys, AC /PV charging voltage, charge current, AC or PV priority mode, Battery under voltage shut-down point, and so many other functions.

LCD Display Information




- | | |
|-----------------------------------|---|
| 1. LCD display | 7. AC output |
| 2. POWER ON/OFF | 8. AC input |
| 3. Status indicator | 9. DC input connector(battery terminal) |
| 4. Discharging/Charging indicator | 10. PV-photovoltaic system |
| 5. Fault indicator | 11. RS232(Optional) or USB communication port |
| 6. Function buttons | |

Solar System Connection



Back Panel



Specification

MODEL		PV20-1012 PK	PV20-1512 PK	PV20-2024 PK
Battery Input Voltage Rating		12VDC		24VDC
INVERTER OUTPUT	Rated Power	1000VA	1500VA	2000VA
		700W	900W	1200W
	Instantaneous Power Drawn (20ms)	2100W	2700W	3600W
	Output Waveform	Pure sine wave		
	Output Voltage	Inverter mode: 230VAC(±2% RMS), AVR mode: 200VAC-240VAC 220VAC(±10% RMS)		
	Output Power Factor	0.7	0.6	
	Output Frequency	50Hz/60Hz ±0.2 Hz		
	Inverting Efficiency (peak)	>85%		
	Mains Mode Efficiency	> 95%		
	Transfer Time	Typical 2~6ms 10ms(max)		
AC INPUT	Input Voltage	220/230VAC		
	Input Voltage Range	140~280VAC±2%		
	Low Pressure Shutdown	140VAC±2%		
	Low Response	150VAC±2%		
	High Pressure Shutdown	280VAC±2%		
	High Pressure Reply	270VAC±2%		
	Low Frequency Shutdown	45±0.2Hz (50Hz)		
		55±0.2Hz (60Hz)		
		46±0.2Hz (50Hz)		
	Low Frequency Response	56±0.2Hz (60Hz)		
		55±0.2Hz (50Hz)		
		65±0.2Hz (60Hz)		
	High Frequency Shutdown	54±0.2Hz (50Hz)		
		64±0.2Hz (60Hz)		
		50Hz/60Hz ±0.2HZ		
BATTERY	Minimum Start Voltage	Battery under voltage shut-down point +0.5V		Battery under voltage shut-down point +1.0V
	Low Battery Alarm	Battery under voltage shut-down point +0.5V		Battery under voltage shut-down point +1.0V
	Low Battery Shutdown	(0.1V 1 10-12.0VDC mode) User set		(0.2V 1 20.0-24.0VDC mode) User set
	Battery High Voltage Alarm	Average Charge Voltage+1V		Average Charge Voltage +2V
AC CHARGER	Float Voltage	13.5 / 13.6 / 13.7VDC to set		27.0 27.2 27.4VDC to set
	Average Charge Voltage	(0.1V each click ,13.8~14.5V mode) User set		(0.2V each click , 27.6~29V mode) User set
	Maximum Charge Current	20A±2A	25A±2A	15A±2A
BYPASS & PROTECTION	Input Voltage Waveform	Pure Sine Wave		
	Input Frequency	50Hz / 60Hz		
	Low Frequency Switching	45+/-1Hz		
	High Frequency Switching	65+/-1Hz		
	Overload Protection	110%~125%R load fault after 60s 125% ~150%R load fault after 3s >150%R load fault after 500ms		
	Output Short Circuit Protection	Yes		
	Bypass Circuit Breaker Insurance	10A		
	Maximum Current Bypass	7A	10A	
SOLAR CHARGER	Maximum PV Charge Current	50A±5A		
	Battery Voltage	12VDC		24VDC
	Maximum PV Array Power	150W*5 solar panels		150W*10 solar panels
	Maximum PV Array Open Circuit Voltage	60Vdc		80Vdc
	Maximum Efficiency	> 95%		
	Standby Consumption	<2W		
MECHANICAL SPECIFICATIONS	Assembly	Wall mount		
	Dimension (W*H*D) (mm)	320*300*135		
	Net Weight KG	9.0	10.0	10.5
	Shipping Dimensions (mm)	400*335*195		
	Transport Weight KG	10.0	11.0	11.5
OTHER	Working Environment	0°C~40°C 0~90% Relative humidity (non-condensing)		
	Noise	Less than 60db		
	Display	LED + LCD		

* Product specifications are subject to change without further notice.